

EcoPAK® Modular


THE DISTINCTIVE SEMI-RECESSED DESIGN OF THE ECOPAK® MODULAR ALLOWS LIGHT TO BE REFLECTED ONTO THE CEILING, WHILST STILL CONTROLLING GLARE. THE ILLUMINATION OF THE CEILING REDUCES THE CAVE EFFECT CAUSED BY MANY RECESSED LUMINAIRES PROVIDING AN ENHANCED VISUAL ENVIRONMENT.

Features

- Welded steel construction
- Only 80mm recess depth required
- Louvres manufactured from optically enhanced Miro Aluminium
- Suitable for two, three or four TL5 HE or HO lamp combinations
- Supplied fully wired
- Can be fitted to all exposed T-bar ceilings

Options

- Three hour emergency version available
- Dimming version available
- Available in 600mm x 600mm Or 1200mm x 600mm
- Flying leads and through connectors optional extra



EcoPAK® Modular

Ecotronic Lighting UK Ltd

P.O. Box 4691

Walsall

West Midlands

WS1 9DD

Tel: 0845 170 4567

Fax: 0845 170 5678

E-mail: sales@ecotroniclighting.com

www.ecotroniclighting.com

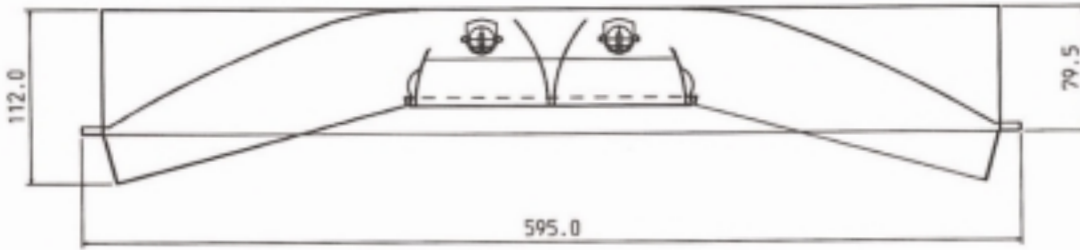


ECOTRONIC®

Energy Efficient Lighting Systems

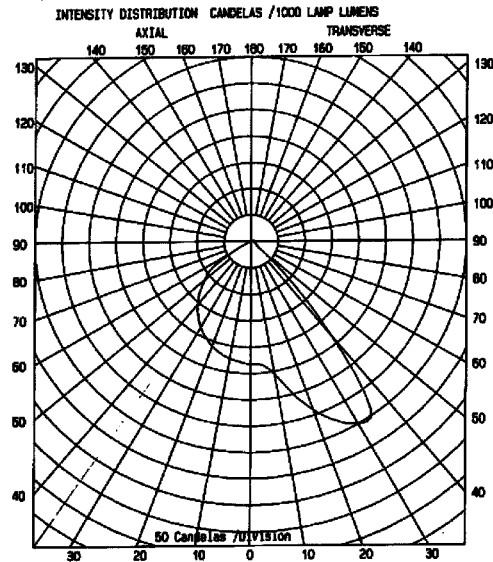
Advanced Light Control Concepts

LOUVRES & REFLECTORS: Linear - Spun - Injection Moulded. LUMINAIRES: Architectural - Commercial - Display - Downlighters - Custom Projects



Photometric data sheet 303334 2 x 14w
Intensity values candelas per 1000 Lumens

	0	30	60	90		0	30	60	90
0	232.0	232.0	232.0	232.0	90	4.9	2.5	0.6	0.0
5	232.2	233.4	229.7	229.1	95	6.8	3.7	0.6	0.0
10	270.4	231.6	225.4	226.6	100	3.7	4.3	0.6	0.0
15	312.2	264.8	227.3	221.1	110	3.7	2.5	0.6	0.0
20	352.3	301.8	248.2	213.1	115	2.5	1.2	0.0	0.0
25	384.3	335.6	263.0	202.6	120	1.8	1.2	0.0	0.0
30	400.3	361.5	274.7	190.3	125	1.2	0.6	0.0	0.0
35	378.1	375.5	280.8	176.8	130	1.2	0.0	0.0	0.0
40	219.9	356.6	276.5	160.1	135	0.6	0.0	0.0	0.0
45	88.1	250.7	243.3	142.3	140	0.0	0.0	0.0	0.0
50	17.9	116.4	222.3	121.3	145	0.0	0.0	0.0	0.0
55	13.5	28.9	147.8	94.2	150	0.0	0.0	0.0	0.0
60	9.2	11.7	57.3	43.7	155	0.0	0.0	0.0	0.0
65	8.0	8.0	6.8	9.2	160	0.0	0.0	0.0	0.0
70	7.4	6.2	3.7	1.8	165	0.0	0.0	0.0	0.0
75	6.2	4.9	2.5	0.6	170	0.0	0.0	0.0	0.0
80	5.5	4.3	1.8	0.0	175	0.0	0.0	0.0	0.0
85	4.9	3.7	1.2	0.0	180	0.0	0.0	0.0	0.0



Utilisation Factors for a Nominal S/Hm. of 0.75
Room Index

Ceiling	Walls	Floor	0.75	1.00	1.25	1.50	2.00	2.50	3.00	4.00	5.00
70%	50%	20%	0.41	0.49	0.53	0.57	0.61	0.64	0.66	0.68	0.69
	30%		0.37	0.44	0.49	0.53	0.58	0.61	0.63	0.66	0.68
	10%		0.33	0.41	0.46	0.50	0.55	0.58	0.61	0.64	0.66
50%	50%	20%	0.40	0.47	0.52	0.55	0.59	0.61	0.63	0.65	0.67
	30%		0.36	0.43	0.48	0.52	0.56	0.59	0.61	0.64	0.65
	10%		0.33	0.41	0.45	0.49	0.54	0.57	0.59	0.62	0.64
30%	50%	20%	0.39	0.46	0.50	0.53	0.57	0.59	0.61	0.63	0.64
	30%		0.36	0.43	0.47	0.50	0.55	0.57	0.59	0.61	0.63
	10%		0.33	0.40	0.45	0.48	0.53	0.56	0.58	0.60	0.63
0%	0%	0%	0.31	0.38	0.43	0.46	0.50	0.53	0.55	0.57	0.59
BZ CLASSIFICATION			3	3	3	3	2	2	2	2	2

Light Output Ratio's

Upward Light Output	ULOR	0.01%
Downward Light Output	DLOR	65%
Total	LOR	65%

Spacing To Mounting Height Ratio

Nominal S/Hm.	0.75
Maximum S/Hm.	0.89
Maximum Transverse S/Hm.	1.86

This data has been prepared in accordance with BS5255 part 1. Whilst every care has been taken to ensure accuracy, the company cannot accept any liability for errors, omissions or particular applications. In accordance with its policy of continuous research and product development, the company reserves the right to amend or withdraw specifications without prior notice.